

Step 1: Visit [www.dpr.education](http://www.dpr.education)



# WELCOME BACK

Enter your details below

Required

Required

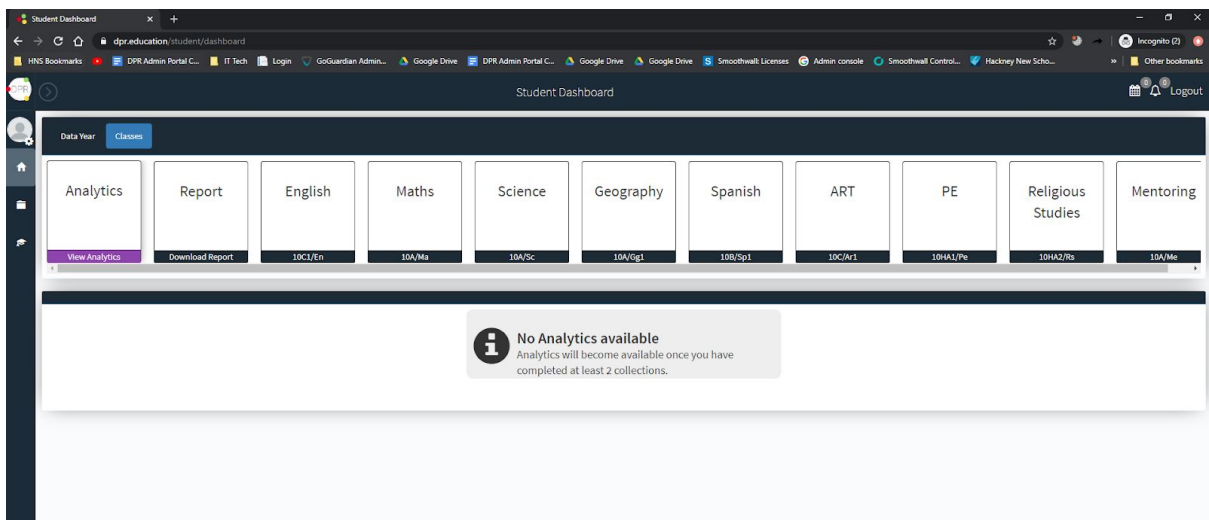
[Reset your password](#)

**LOG IN**

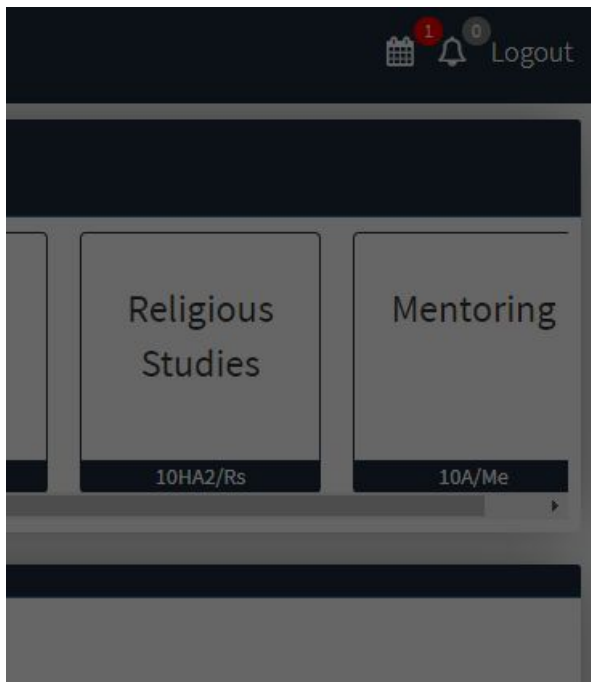

- OR -

© Avle Education 2020

**Step 2:** After successfully login in. You will see your dashboard. (email [info@hackneynewschool.org](mailto:info@hackneynewschool.org) if you need help resetting your password)



**Step 3.** To access your home click the Assignment Portal link



**Step 4:** You will see all the homework that has been uploaded by your teachers.

The screenshot shows the 'Assignment Portal' interface. At the top, there is a dark blue header with the title 'Assignment Portal' and a close button 'X'. Below the header, the subtitle 'Manage your assignments' is displayed. A instructional text block states: 'Use the checkbox to help you keep track of your completed assignments. Please note, only your teacher can confirm whether an assignment is actually completed or not.' Below this is a search bar with the placeholder text 'Search by title, class or subject area' and a 'Refresh' button on the right. The main content area is divided into three sections: 'Overdue (0):' with the message 'No overdue assignments'; 'Upcoming (1):' which features a card for an assignment titled 'Forces HW' in 'Science - 10A/Sc'. The card shows '7 Days Remaining', a 'Hand in class' button, a '30 mins' timer, an 'UNSEEN' status, and a checkbox. A 'Show more detail' link is also present. The final section is 'Recently Completed (0):' with the message 'No recently completed assignments'.

You will be able to complete the homework that has been set by your teacher. Remember to click submit once you are done.

### Step 5:

To access extra learning resources, use the resources link on the left side of your screen.

The screenshot displays a user interface for a 'Resources' section. At the top, there is a dark header with the word 'Resources' in white. Below this, a light grey banner contains the title 'RESOURCES' and the subtitle 'Explore resources created by teachers'. A search bar is positioned below the banner, with the placeholder text 'Search by tag, title or subject'. Underneath the search bar, there are several subject filters: English, French, Geography, History, Maths, Music, and Science. The main content area is divided into two sections: 'Recently created resources' and 'Popular resources'. Each section contains a grid of resource cards. Each card features a circular icon with a document and a laptop, a title, a brief description, a list of tags, a star rating, and a view count. For example, in the 'Recently created resources' section, the first card is titled 'Empire Windrush' with 9 views and a tag for '#history'. In the 'Popular resources' section, the first card is titled 'Pixl revision material' with 65 views and a tag for 'Science'. The interface is clean and modern, with a dark sidebar on the left containing navigation icons.